

# METEOROLOGICAL DEPARTMENT CURAÇAO CLIMATOLOGICAL SUMMARY

**Week 34**

<b>Week Starting:</b>	17	Aug	2015
<b>Week Ending:</b>	23	Aug	2015

**Station: HATO, Airport**

RAIN			DATE	TIME
Rainfall total	4.9	mm	-	-
Rainfall 24 hour's maximum	4.6	mm	21-Aug-15	-
Rainfall amount of days >= 1.0 mm	0		-	-
Hours with rainfall	0	hrs	-	-
Rainfall cumulative	166.8	mm	-	-
TEMPERATURE				
Temperature weekly average	29.0	°C	-	-
Temperature weekly max. average	32.6	°C	-	-
Temperature absolute max.	33.9	°C	17-Aug-15	13:40
Temperature weekly min. average	26.7	°C	-	-
Temperature absolute min.	25.8	°C	18-Aug-15	7:49
Relative humidity weekly average	75.5	%	-	-
WIND				
Wind speed weekly average	11.1	kts	-	-
Wind speed average max.	23.3	kts	-	-
Wind speed absolute max.	28	kts	17-Aug-15	12:00
Wind vector weekly average	104	°	-	-
Wind energy potential total *	19,704	KWhr / m <sup>2</sup>	-	-
Wind energy weekly average *	2815	Whr / m <sup>2</sup> /day	-	-
Wind energy potential maximum *	4260	Whr / m <sup>2</sup> /day	17-Aug-15	-
Wind energy potential minimum *	1277	Whr / m <sup>2</sup> /day	20-Aug-15	-
EVAPORATION				
Evaporation daily average	8.59	mm	-	-
Evaporation weekly total	60.15	mm	-	-
Evaporation maximum	10.11	mm	19-Aug-15	-
SUNSHINE				
Sunshine duration weekly average	10 hrs	21 min	-	-
Sunshine absolute max.	11 hrs	18 min	18-Aug-15	-
Sunshine absolute min.	7 hrs	42 min	20-Aug-15	-
Solar radiation weekly average	-	Whr / m <sup>2</sup> /day	-	-
Solar radiation absolute max.	-	Whr / m <sup>2</sup> /day	-	-
Solar radiation absolute min.	-	Whr / m <sup>2</sup> /day	-	-
REMARKS				

\* Wind energy at a height of 10 m for windspeeds of 4 m/s or more.

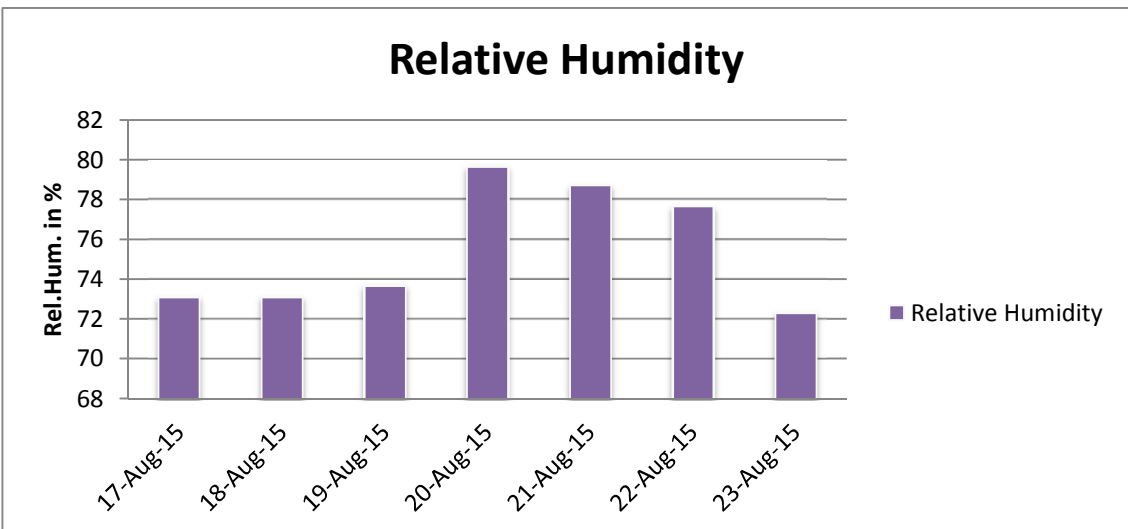
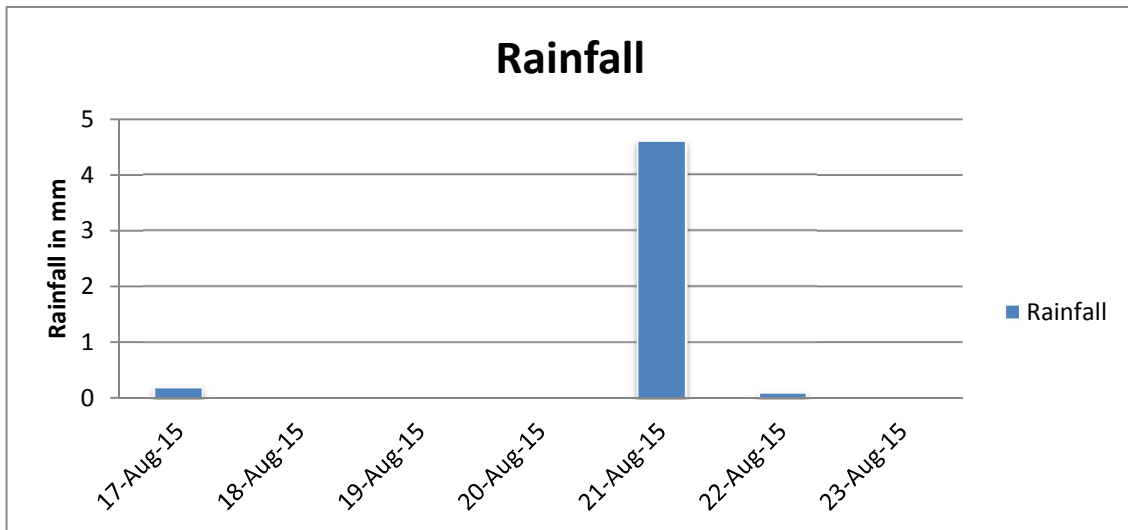
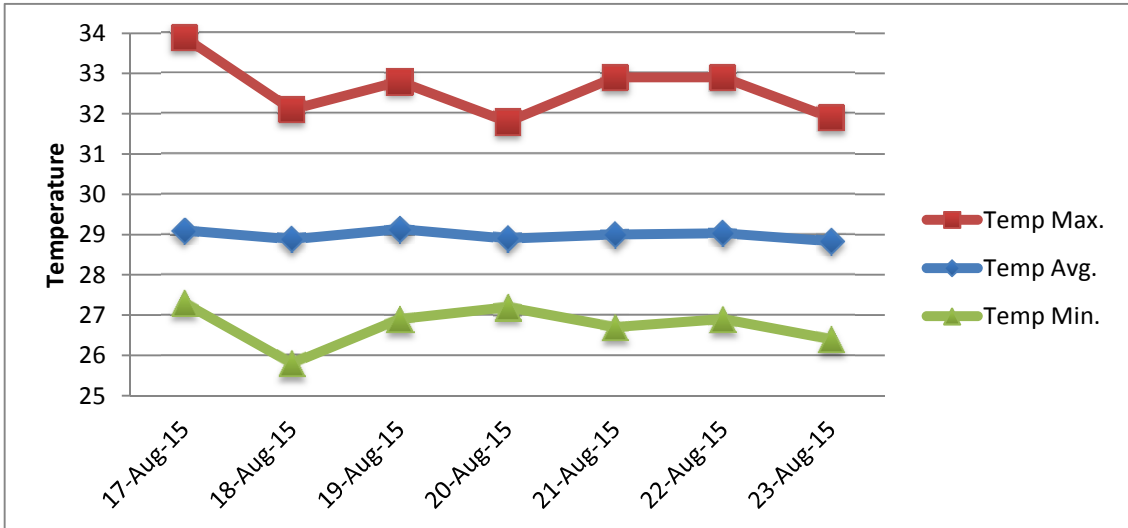
\*\* Extremes based on monthly data (30 years)

\*\*\* Sunshine duration in hrs (solar time)

\*\*\*\* Solar radiation (local time)



# METEOROLOGICAL DEPARTMENT CURAÇAO CLIMATOLOGICAL SUMMARY



# METEOROLOGICAL DEPARTMENT CURAÇAO CLIMATOLOGICAL SUMMARY

