

# METEOROLOGICAL DEPARTMENT CURAÇAO CLIMATOLOGICAL SUMMARY

**Week 28**

<b>Week Starting:</b>	11-Jul	2016
<b>Week Ending:</b>	17-Jul	2016

**Station: HATO, Airport**

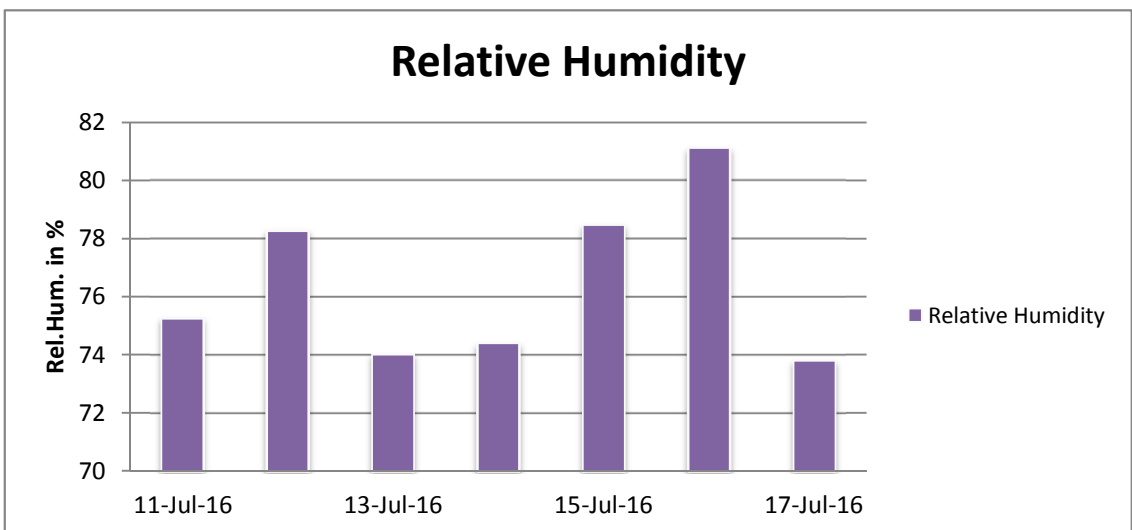
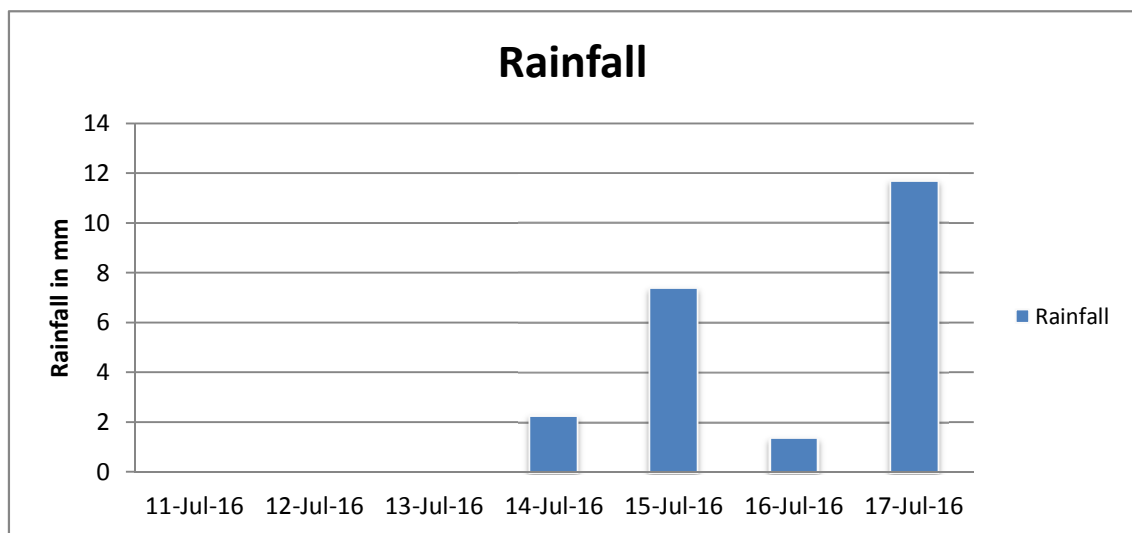
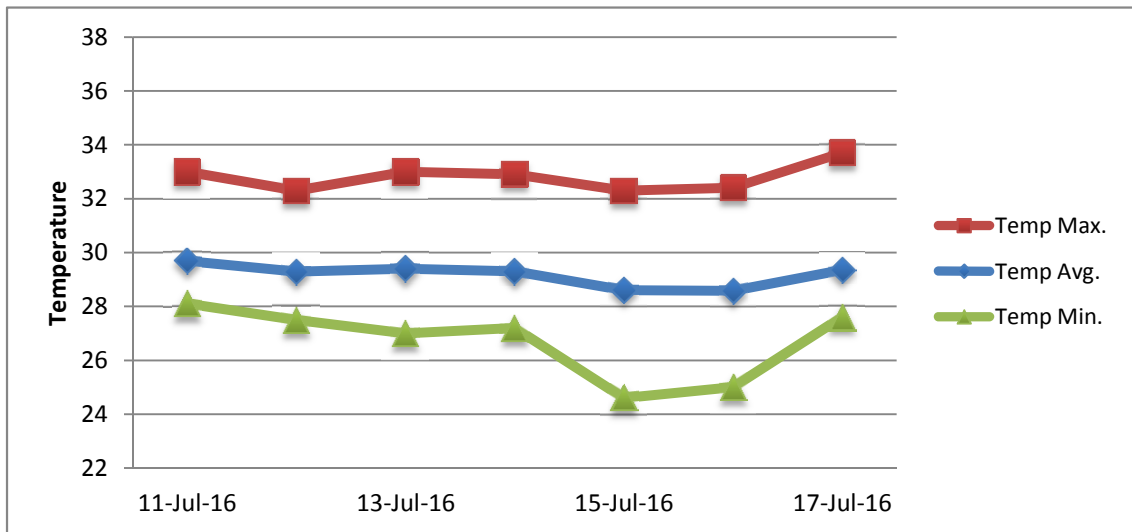
RAIN			DATE	TIME
Rainfall total	22.8	mm	-	-
Rainfall 24 hour's maximum	11.7	mm	17-Jul-16	-
Rainfall amount of days >= 1.0 mm	4		-	-
Rainfall cumulative	58.9	mm	-	-
TEMPERATURE				
Temperature weekly average	29.2	°C	-	-
Temperature weekly max. average	32.8	°C	-	-
Temperature absolute max.	33.7	°C	17-Jul-16	12:11
Temperature weekly min. average	26.7	°C	-	-
Temperature absolute min.	24.6	°C	15-Jul-16	21:27
Relative humidity weekly average	76.5	%	-	-
WIND				
Wind speed weekly average	13.2	kts	-	-
Wind speed average max.	26.7	kts	-	-
Wind speed absolute max.	34	kts	16-Jul-16	0:26
Wind vector weekly average	269	°	-	-
Wind energy potential total *	33,343	KWhr / m <sup>2</sup>	-	-
Wind energy weekly average *	4763	Whr / m <sup>2</sup> /day	-	-
Wind energy potential maximum *	7742	Whr / m <sup>2</sup> /day	17-Jul-16	-
Wind energy potential minimum *	2970	Whr / m <sup>2</sup> /day	13-Jul-16	-
EVAPORATION				
Evaporation daily average	9.23	mm	-	-
Evaporation weekly total	64.575	mm	-	-
Evaporation maximum	13.10	mm	16-Jul-16	-
SUNSHINE				
Sunshine duration weekly average	9 hrs	28 min	-	-
Sunshine absolute max.	10 hrs	18 min	17-Jul-16	-
Sunshine absolute min.	6 hrs	36 min	14-Jul-16	-
Solar radiation weekly average	5902	Whr / m <sup>2</sup> /day	-	-
Solar radiation absolute max.	6818	Whr / m <sup>2</sup> /day	-	-
Solar radiation absolute min.	5046	Whr / m <sup>2</sup> /day	-	-
REMARKS				

\* Wind energy at a height of 10 m for windspeeds of 4 m/s or more.

\_ Blank field - No data available



# METEOROLOGICAL DEPARTMENT CURAÇAO CLIMATOLOGICAL SUMMARY



# METEOROLOGICAL DEPARTMENT CURAÇAO CLIMATOLOGICAL SUMMARY

