

# METEOROLOGICAL DEPARTMENT CURAÇAO CLIMATOLOGICAL SUMMARY

**Week 27**

<b>Week Starting:</b>	4-Jul	2016
<b>Week Ending:</b>	10-Jul	2016

**Station: HATO, Airport**

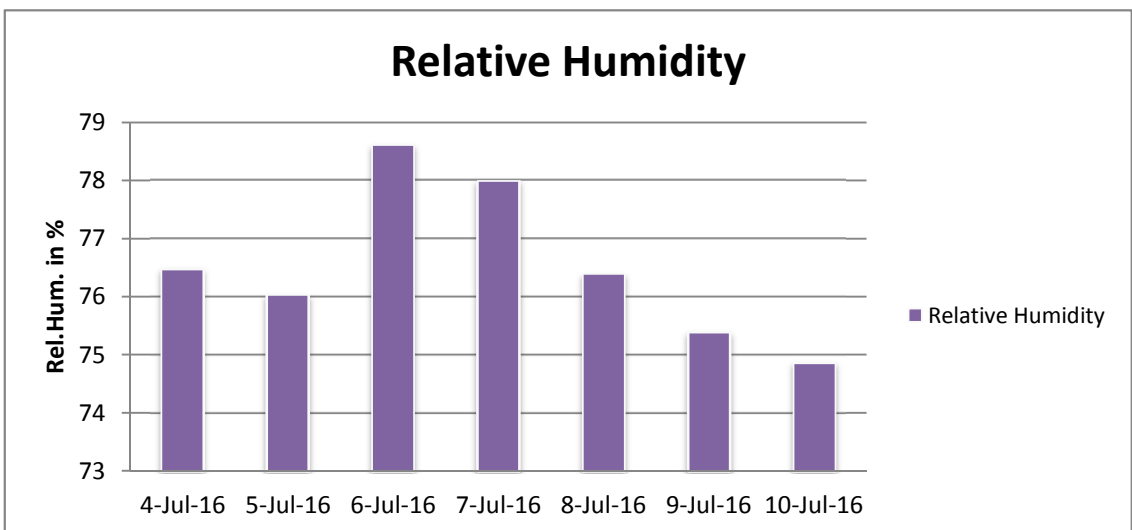
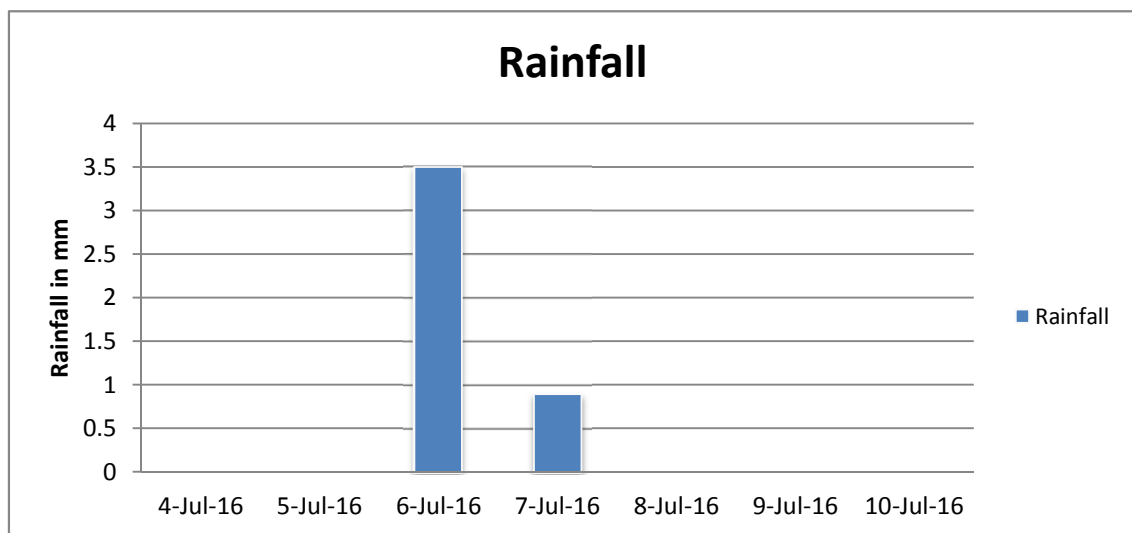
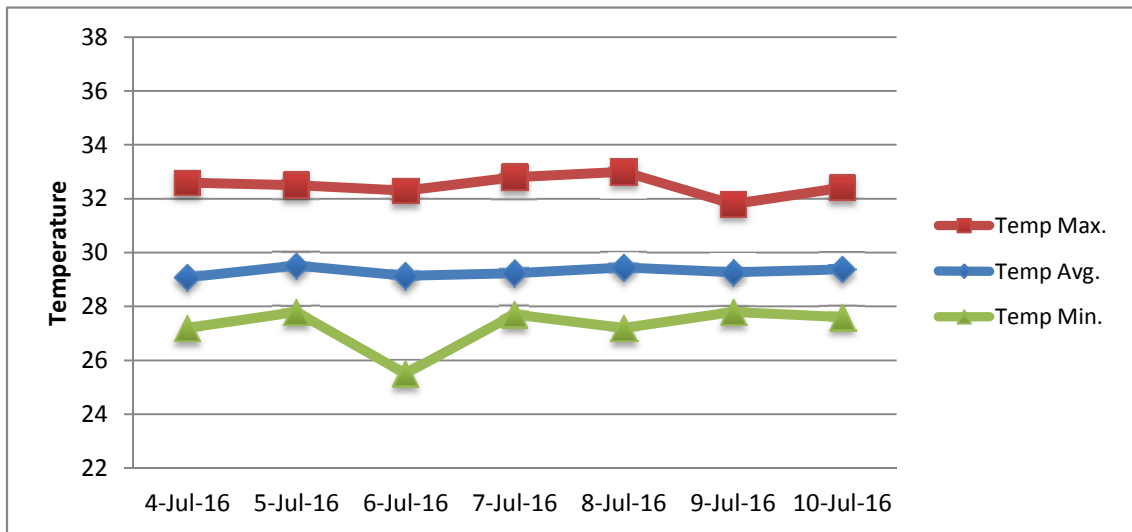
RAIN			DATE	TIME
Rainfall total	4.4	mm	-	-
Rainfall 24 hour's maximum	3.5	mm	6-Jul-16	-
Rainfall amount of days >= 1.0 mm	1		-	-
Rainfall cumulative	36.1	mm	-	-
TEMPERATURE				
Temperature weekly average	29.3	°C	-	-
Temperature weekly max. average	32.5	°C	-	-
Temperature absolute max.	33.0	°C	8-Jul-16	11:57
Temperature weekly min. average	27.3	°C	-	-
Temperature absolute min.	25.5	°C	6-Jul-16	5:41
Relative humidity weekly average	76.5	%	-	-
WIND				
Wind speed weekly average	13.6	kts	-	-
Wind speed average max.	24.7	kts	-	-
Wind speed absolute max.	27	kts	6-Jul-16	5:35
Wind vector weekly average	91	°	-	-
Wind energy potential total *	34,825	KWhr / m <sup>2</sup>	-	-
Wind energy weekly average *	4975	Whr / m <sup>2</sup> / day	-	-
Wind energy potential maximum *	5659	Whr / m <sup>2</sup> / day	9-Jul-16	-
Wind energy potential minimum *	4038	Whr / m <sup>2</sup> / day	7-Jul-16	-
EVAPORATION				
Evaporation daily average	8.11	mm	-	-
Evaporation weekly total	56.74	mm	-	-
Evaporation maximum	9.96	mm	9-Jul-16	-
SUNSHINE				
Sunshine duration weekly average	9 hrs	33 min	-	-
Sunshine absolute max.	11 hrs	18 min	8-Jul-16	-
Sunshine absolute min.	7 hrs	54 min	6-Jul-16	-
Solar radiation weekly average	6001	Whr / m <sup>2</sup> / day	-	-
Solar radiation absolute max.	7199	Whr / m <sup>2</sup> / day	-	-
Solar radiation absolute min.	4692	Whr / m <sup>2</sup> / day	-	-
REMARKS				

\* Wind energy at a height of 10 m for windspeeds of 4 m/s or more.

\_ Blank field - No data available



# METEOROLOGICAL DEPARTMENT CURAÇAO CLIMATOLOGICAL SUMMARY



# METEOROLOGICAL DEPARTMENT CURAÇAO CLIMATOLOGICAL SUMMARY

