

METEOROLOGICAL DEPARTMENT CURAÇAO CLIMATOLOGICAL SUMMARY

Week 25

| | | |
|-----------------------|--------|------|
| Week Starting: | 20-Jun | 2016 |
| Week Ending: | 26-Jun | 2016 |

Station: HATO, Airport

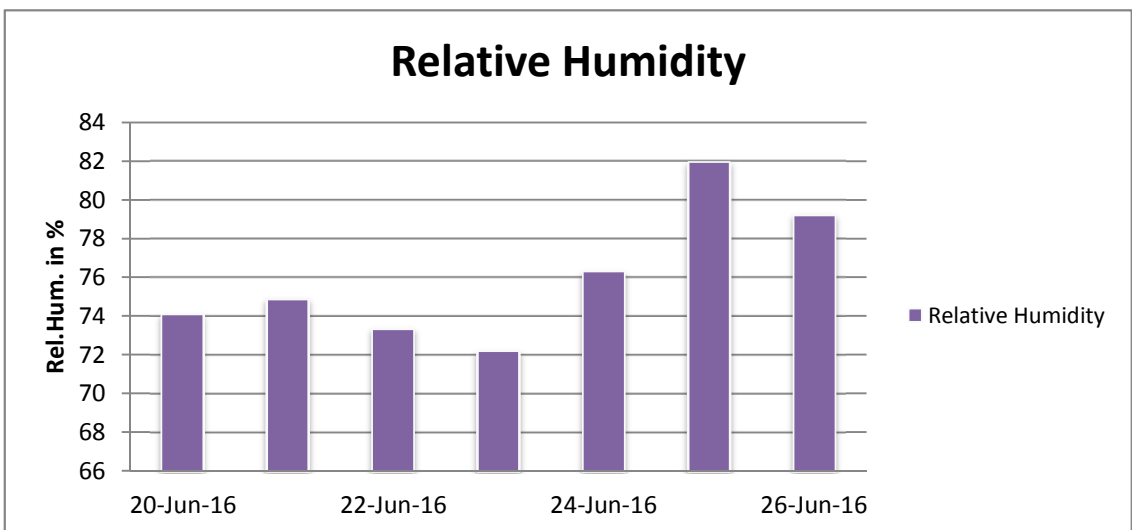
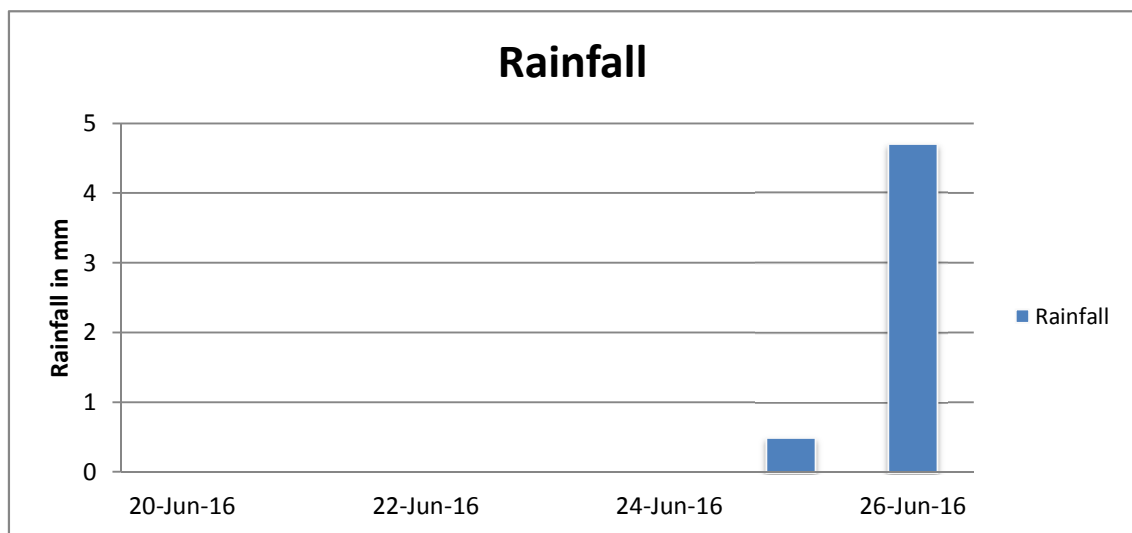
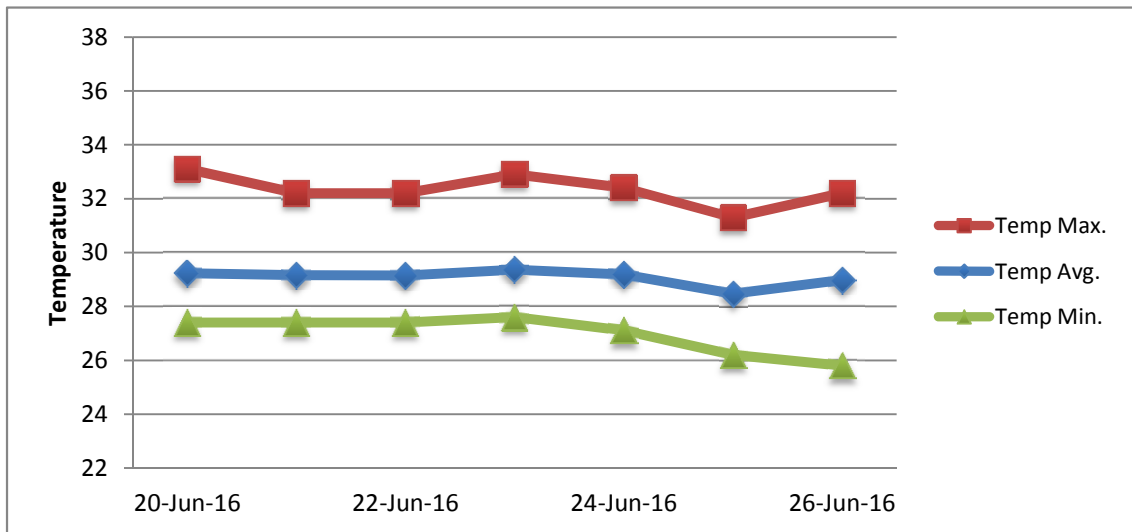
| RAIN | | | DATE | TIME |
|-----------------------------------|--------|----------------------------|-----------|-------|
| Rainfall total | 5.2 | mm | - | - |
| Rainfall 24 hour's maximum | 4.7 | mm | 26-Jun-16 | - |
| Rainfall amount of days >= 1.0 mm | 1 | | - | - |
| Rainfall cumulative | 31.7 | mm | - | - |
| TEMPERATURE | | | | |
| Temperature weekly average | 29.1 | °C | - | - |
| Temperature weekly max. average | 32.3 | °C | - | - |
| Temperature absolute max. | 33.1 | °C | 20-Jun-16 | 15:10 |
| Temperature weekly min. average | 27.0 | °C | - | - |
| Temperature absolute min. | 25.8 | °C | 26-Jun-16 | 5:57 |
| Relative humidity weekly average | 76.0 | % | - | - |
| WIND | | | | |
| Wind speed weekly average | 13.5 | kts | - | - |
| Wind speed average max. | 26.1 | kts | - | - |
| Wind speed absolute max. | 29 | kts | 23-Jun-16 | 15:19 |
| Wind vector weekly average | 96 | ° | - | - |
| Wind energy potential total * | 34,328 | KWhr / m ² | - | - |
| Wind energy weekly average * | 4904 | Whr / m ² / day | - | - |
| Wind energy potential maximum * | 7072 | Whr / m ² / day | 23-Jun-16 | - |
| Wind energy potential minimum * | 3276 | Whr / m ² / day | 25-Jun-16 | - |
| EVAPORATION | | | | |
| Evaporation daily average | 8.36 | mm | - | - |
| Evaporation weekly total | 58.5 | mm | - | - |
| Evaporation maximum | 9.85 | mm | 23-Jun-16 | - |
| SUNSHINE | | | | |
| Sunshine duration weekly average | 7 hrs | 29 min | - | - |
| Sunshine absolute max. | 10 hrs | 42 min | 23-Jun-16 | - |
| Sunshine absolute min. | 2 hrs | 24 min | 25-Jun-16 | - |
| Solar radiation weekly average | 5303 | Whr / m ² / day | - | - |
| Solar radiation absolute max. | 6778 | Whr / m ² / day | - | - |
| Solar radiation absolute min. | 3502 | Whr / m ² / day | - | - |
| REMARKS | | | | |
| | | | | |

* Wind energy at a height of 10 m for windspeeds of 4 m/s or more.

_ Blank field - No data available



METEOROLOGICAL DEPARTMENT CURAÇAO CLIMATOLOGICAL SUMMARY



METEOROLOGICAL DEPARTMENT CURAÇAO CLIMATOLOGICAL SUMMARY

