

METEOROLOGICAL DEPARTMENT CURAÇAO CLIMATOLOGICAL SUMMARY

Week 18

Week Starting:	2-May	2016
Week Ending:	8-May	2016

Station: HATO, Airport

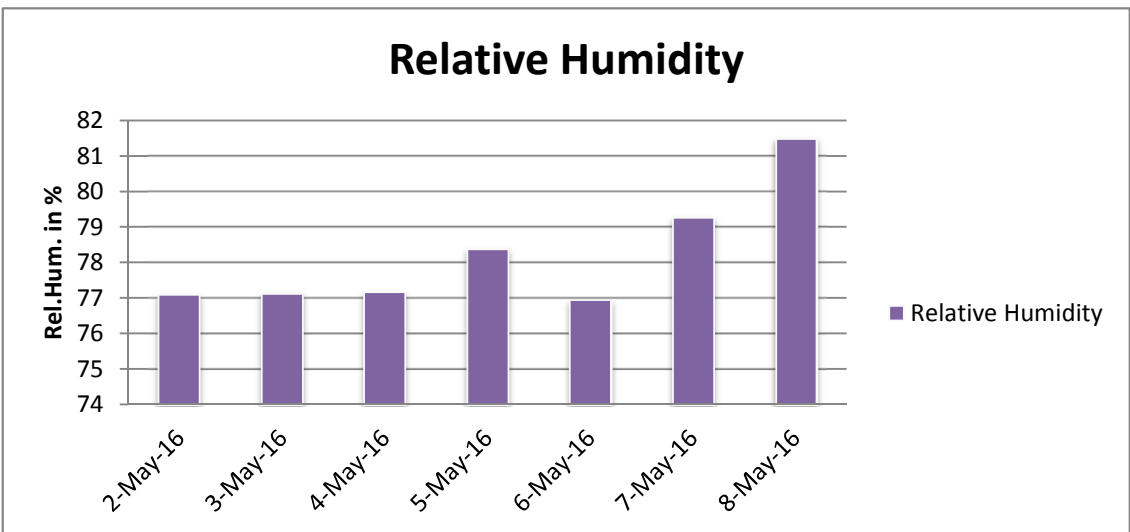
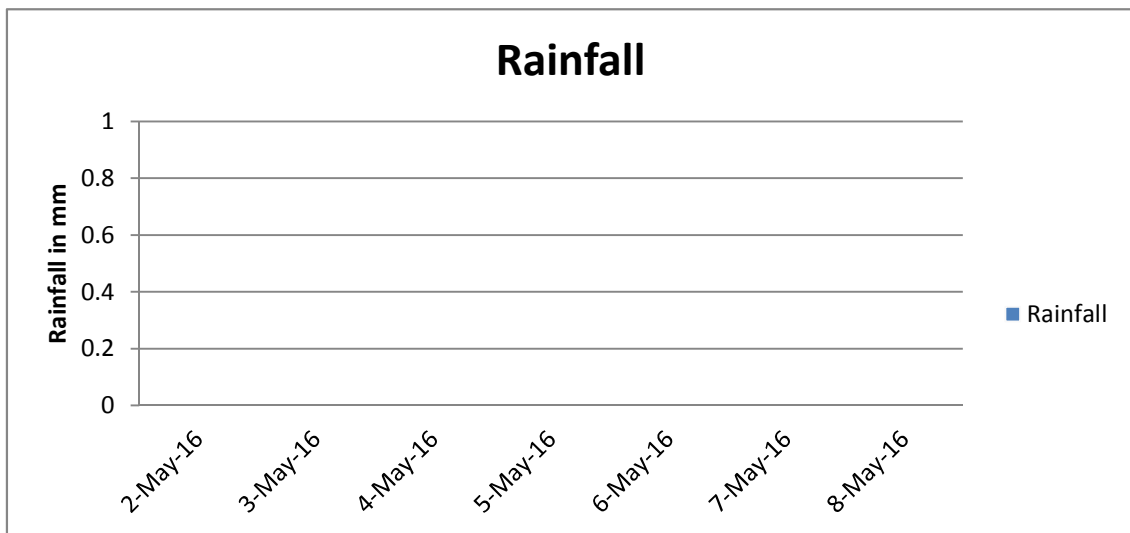
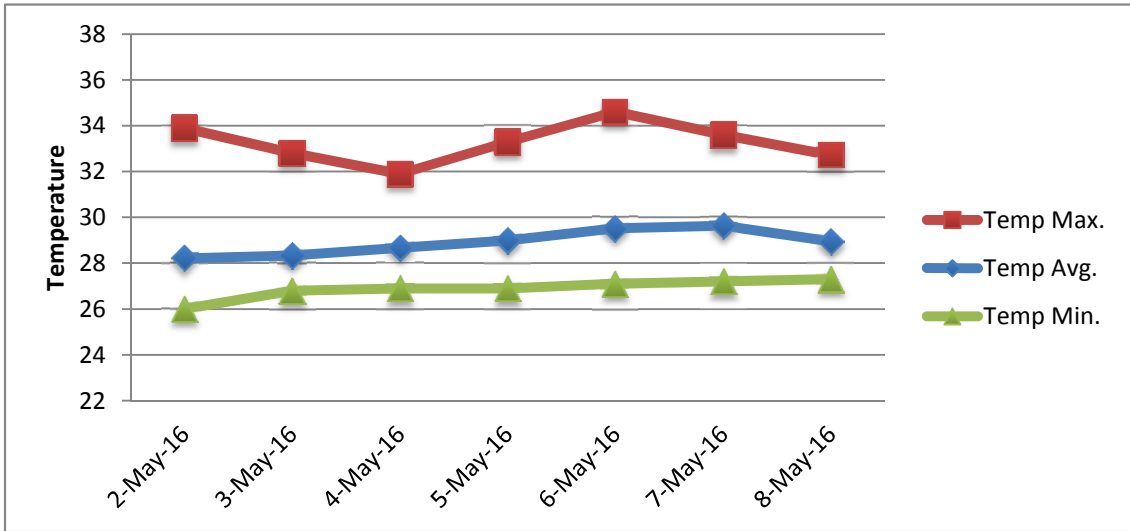
RAIN			DATE	TIME
Rainfall total	0.0	mm	-	-
Rainfall 24 hour's maximum	0.0	mm	-	-
Rainfall amount of days >= 1.0 mm	0		-	-
Rainfall cumulative	19.3	mm	-	-
TEMPERATURE				
Temperature weekly average	28.9	°C	-	-
Temperature weekly max. average	33.3	°C	-	-
Temperature absolute max.	34.6	°C	6-May-16	12:43
Temperature weekly min. average	26.9	°C	-	-
Temperature absolute min.	26.0	°C	2-May-16	3:41
Relative humidity weekly average	78.2	%	-	-
WIND				
Wind speed weekly average	12.4	kts	-	-
Wind speed average max.	24.4	kts	-	-
Wind speed absolute max.	28	kts	2-May-16	13:29
Wind vector weekly average	100	°	-	-
Wind energy potential total *	28,200	KWhr / m ²	-	-
Wind energy weekly average *	4029	Whr / m ² /day	-	-
Wind energy potential maximum *	5226	Whr / m ² /day	2-May-16	-
Wind energy potential minimum *	2386	Whr / m ² /day	7-May-16	-
EVAPORATION				
Evaporation daily average	8.24	mm	-	-
Evaporation weekly total	49.42	mm	-	-
Evaporation maximum	11.38	mm	7-May-16	-
SUNSHINE				
Sunshine duration weekly average	8 hrs	30 min	-	-
Sunshine absolute max.	11 hrs	30 min	7-May-16	-
Sunshine absolute min.	3 hrs	54 min	3-May-16	-
Solar radiation weekly average	5824	Whr / m ² /day	-	-
Solar radiation absolute max.	7067	Whr / m ² /day	-	-
Solar radiation absolute min.	4071	Whr / m ² /day	-	-
REMARKS				

* Wind energy at a height of 10 m for windspeeds of 4 m/s or more.

_ Blank field - No data available



METEOROLOGICAL DEPARTMENT CURAÇAO CLIMATOLOGICAL SUMMARY



METEOROLOGICAL DEPARTMENT CURAÇAO CLIMATOLOGICAL SUMMARY

