

# METEOROLOGICAL DEPARTMENT CURAÇAO CLIMATOLOGICAL SUMMARY

**Week 17**

<b>Week Starting:</b>	25-Apr	2016
<b>Week Ending:</b>	1-May	2016

**Station: HATO, Airport**

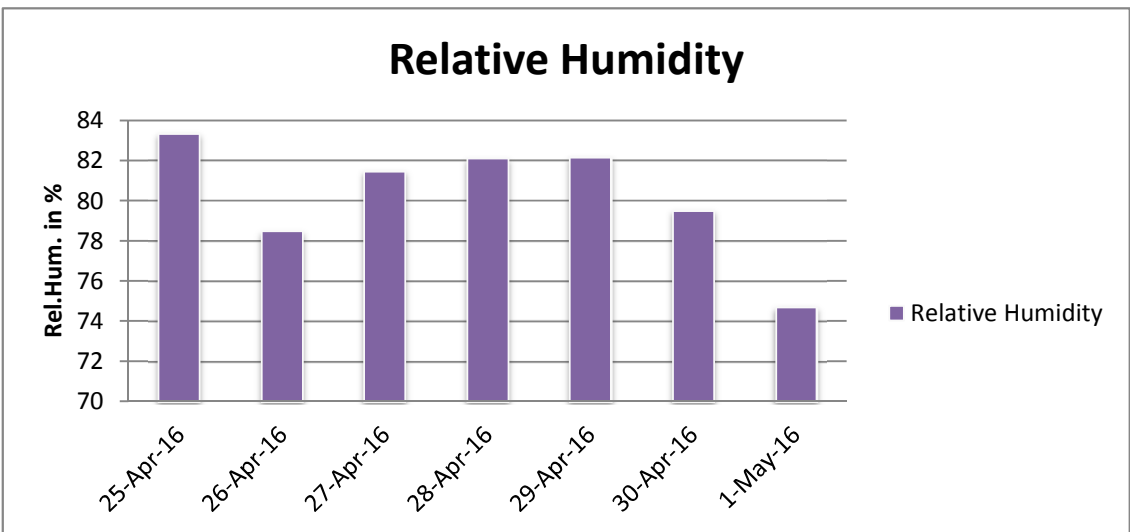
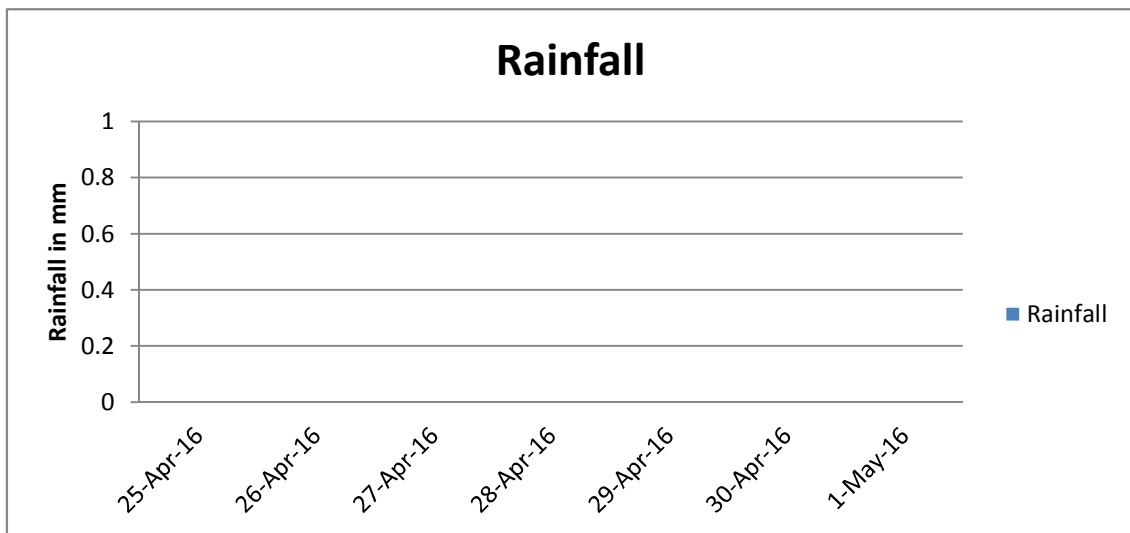
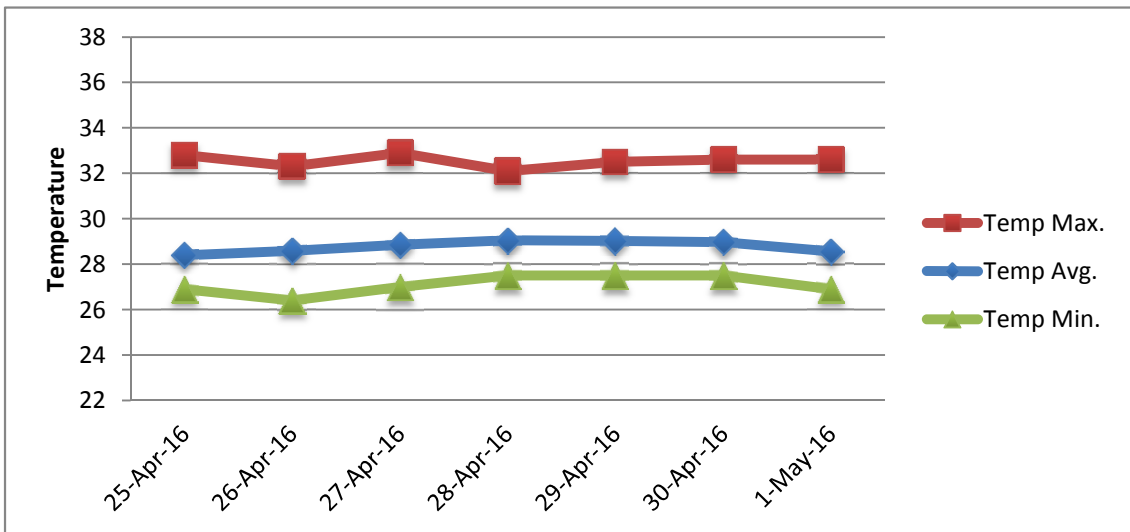
RAIN			DATE	TIME
Rainfall total	0.0	mm	-	-
Rainfall 24 hour's maximum	0.0	mm	-	-
Rainfall amount of days >= 1.0 mm	0		-	-
Rainfall cumulative	19.3	mm	-	-
TEMPERATURE				
Temperature weekly average	28.8	°C	-	-
Temperature weekly max. average	32.5	°C	-	-
Temperature absolute max.	32.9	°C	27-Apr-16	13:50
Temperature weekly min. average	27.1	°C	-	-
Temperature absolute min.	26.4	°C	26-Apr-16	3:28
Relative humidity weekly average	80.3	%	-	-
WIND				
Wind speed weekly average	12.0	kts	-	-
Wind speed average max.	23.0	kts	-	-
Wind speed absolute max.	31	kts	1-May-16	18:10
Wind vector weekly average	96	°	-	-
Wind energy potential total *	27,161	KWhr / m <sup>2</sup>	-	-
Wind energy weekly average *	3880	Whr / m <sup>2</sup> /day	-	-
Wind energy potential maximum *	8505	Whr / m <sup>2</sup> /day	1-May-16	-
Wind energy potential minimum *	1049	Whr / m <sup>2</sup> /day	25-Apr-16	-
EVAPORATION				
Evaporation daily average	7.97	mm	-	-
Evaporation weekly total	55.78	mm	-	-
Evaporation maximum	10.65	mm	30-Apr-16	-
SUNSHINE				
Sunshine duration weekly average	6 hrs	23 min	-	-
Sunshine absolute max.	10 hrs	18 min	27-Apr-16	-
Sunshine absolute min.	0 hrs	18 min	1-May-16	-
Solar radiation weekly average	4743	Whr / m <sup>2</sup> /day	-	-
Solar radiation absolute max.	6206	Whr / m <sup>2</sup> /day	-	-
Solar radiation absolute min.	2801	Whr / m <sup>2</sup> /day	-	-
REMARKS				

\* Wind energy at a height of 10 m for windspeeds of 4 m/s or more.

\_ Blank field - No data available



# METEOROLOGICAL DEPARTMENT CURAÇAO CLIMATOLOGICAL SUMMARY



# METEOROLOGICAL DEPARTMENT CURAÇAO CLIMATOLOGICAL SUMMARY

