

METEOROLOGICAL DEPARTMENT CURAÇAO CLIMATOLOGICAL SUMMARY

Week 13

Week Starting:	28-Mar	2016
Week Ending:	3-Apr	2016

Station: HATO, Airport

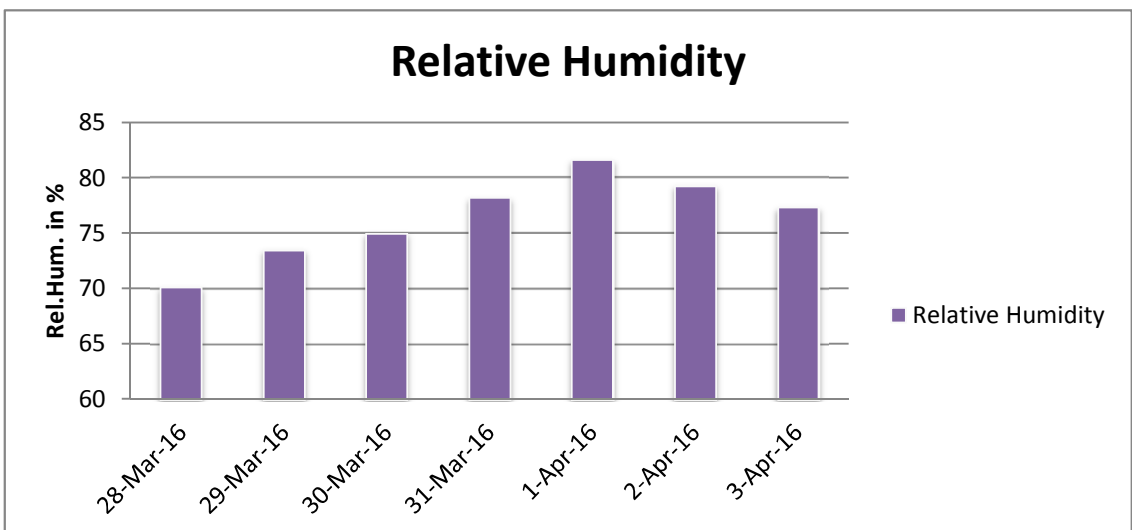
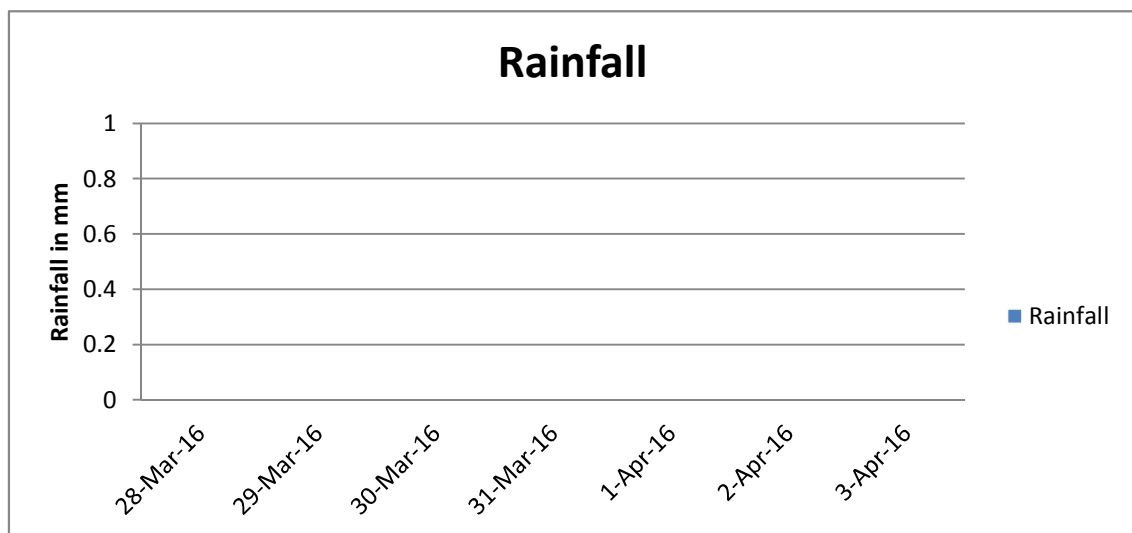
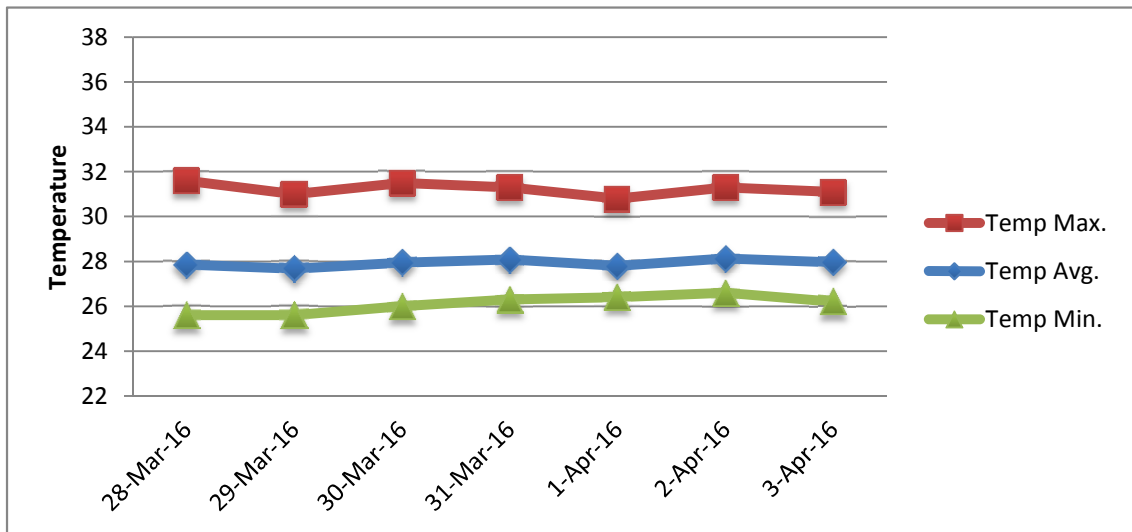
RAIN			DATE	TIME
Rainfall total	0.0	mm	-	-
Rainfall 24 hour's maximum	0.0	mm	-	-
Rainfall amount of days >= 1.0 mm	-		-	-
Rainfall cumulative	17.3	mm	-	-
TEMPERATURE				
Temperature weekly average	27.9	°C	-	-
Temperature weekly max. average	31.2	°C	-	-
Temperature absolute max.	31.6	°C	28-Mar-16	11:38
Temperature weekly min. average	26.1	°C	-	-
Temperature absolute min.	25.6	°C	28-Mar-16	5:31
Relative humidity weekly average	76.4	%	-	-
WIND				
Wind speed weekly average	13.3	kts	-	-
Wind speed average max.	23.1	kts	-	-
Wind speed absolute max.	25	kts	29-Mar-16	11:27
Wind vector weekly average	93	°	-	-
Wind energy potential total *	32,272	KWhr / m ²	-	-
Wind energy weekly average *	4610	Whr / m ² / day	-	-
Wind energy potential maximum *	5550	Whr / m ² / day	29-Mar-16	-
Wind energy potential minimum *	3924	Whr / m ² / day	2-Apr-16	-
EVAPORATION				
Evaporation daily average	8.65	mm	-	-
Evaporation weekly total	60.56	mm	-	-
Evaporation maximum	11.48	mm	28-Mar-16	-
SUNSHINE				
Sunshine duration weekly average	9 hrs	33 min	-	-
Sunshine absolute max.	10 hrs	54 min	28-Mar-16	-
Sunshine absolute min.	6 hrs	54 min	1-Apr-16	-
Solar radiation weekly average	6074	Whr / m ² / day	-	-
Solar radiation absolute max.	7122	Whr / m ² / day	-	-
Solar radiation absolute min.	3730	Whr / m ² / day	-	-
REMARKS				

* Wind energy at a height of 10 m for windspeeds of 4 m/s or more.

_ Blank field - No data available



METEOROLOGICAL DEPARTMENT CURAÇAO CLIMATOLOGICAL SUMMARY



METEOROLOGICAL DEPARTMENT CURAÇAO CLIMATOLOGICAL SUMMARY

