

METEOROLOGICAL DEPARTMENT CURAÇAO CLIMATOLOGICAL SUMMARY

Week 10

Week Starting:	7-Mar	2016
Week Ending:	13-Mar	2016

Station: HATO, Airport

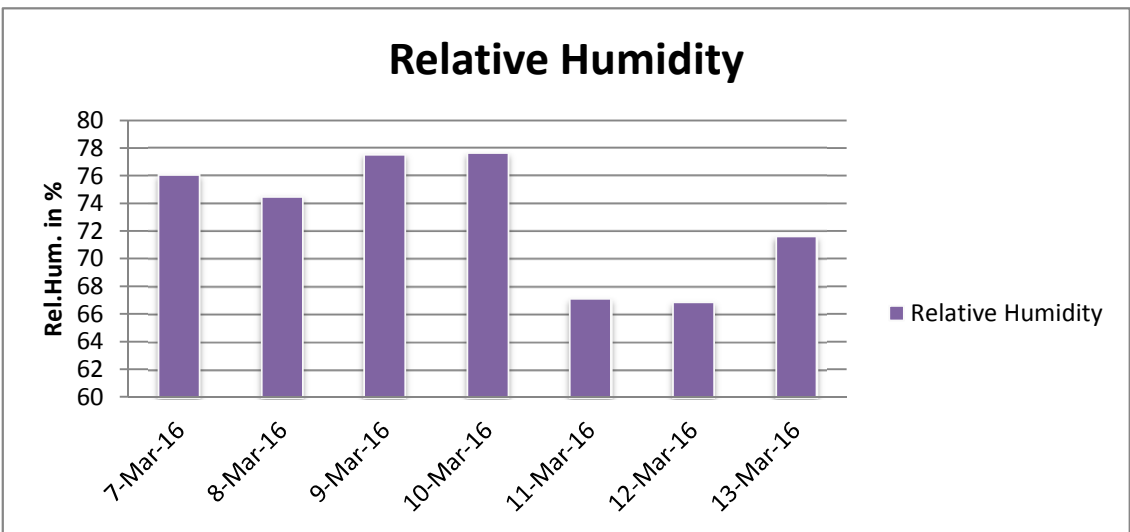
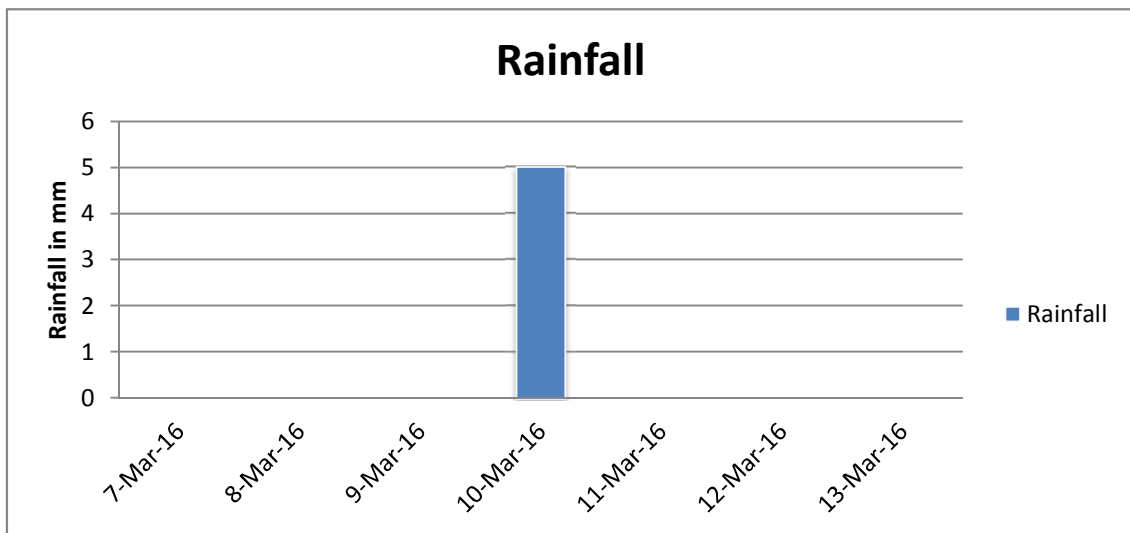
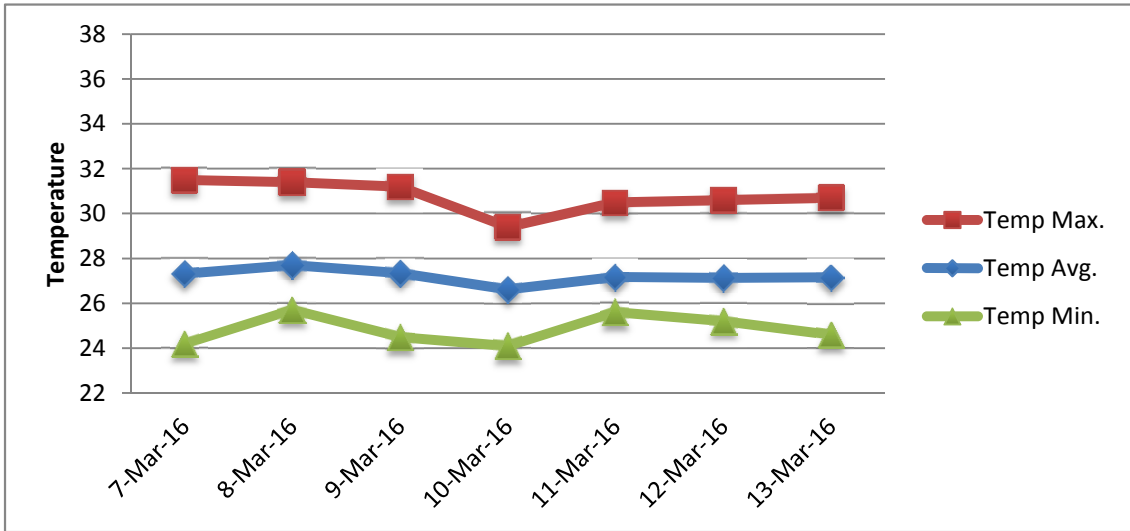
RAIN			DATE	TIME
Rainfall total	5.0	mm	-	-
Rainfall 24 hour's maximum	5.0	mm	10-Mar-16	-
Rainfall amount of days >= 1.0 mm	-		-	-
Rainfall cumulative	17.3	mm	-	-
TEMPERATURE				
Temperature weekly average	27.2	°C	-	-
Temperature weekly max. average	30.8	°C	-	-
Temperature absolute max.	31.5	°C	7-Mar-16	13:37
Temperature weekly min. average	24.8	°C	-	-
Temperature absolute min.	24.1	°C	10-Mar-16	5:18
Relative humidity weekly average	73.1	%	-	-
WIND				
Wind speed weekly average	11.3	kts	-	-
Wind speed average max.	22.9	kts	-	-
Wind speed absolute max.	33	kts	10-Mar-16	1:28
Wind vector weekly average	250	°	-	-
Wind energy potential total *	24,382	KWhr / m ²	-	-
Wind energy weekly average *	3483	Whr / m ² /day	-	-
Wind energy potential maximum *	9301	Whr / m ² /day	10-Mar-16	-
Wind energy potential minimum *	1020	Whr / m ² /day	7-Mar-16	-
EVAPORATION				
Evaporation daily average	9.94	mm	-	-
Evaporation weekly total	69.58	mm	-	-
Evaporation maximum	11.88	mm	8-Mar-16	-
SUNSHINE				
Sunshine duration weekly average	10 hrs	19 min	-	-
Sunshine absolute max.	11 hrs	6 min	8-Mar-16	-
Sunshine absolute min.	7 hrs	6 min	10-Mar-16	-
Solar radiation weekly average	-	Whr / m ² /day	-	-
Solar radiation absolute max.	-	Whr / m ² /day	-	-
Solar radiation absolute min.	-	Whr / m ² /day	-	-
REMARKS				

* Wind energy at a height of 10 m for windspeeds of 4 m/s or more.

_ Blank field - No data available



METEOROLOGICAL DEPARTMENT CURAÇAO CLIMATOLOGICAL SUMMARY



METEOROLOGICAL DEPARTMENT CURAÇAO CLIMATOLOGICAL SUMMARY

