

METEOROLOGICAL DEPARTMENT CURAÇAO CLIMATOLOGICAL SUMMARY

Week 7

| | | |
|-----------------------|--------|------|
| Week Starting: | 15-Feb | 2016 |
| Week Ending: | 21-Feb | 2016 |

Station: HATO, Airport

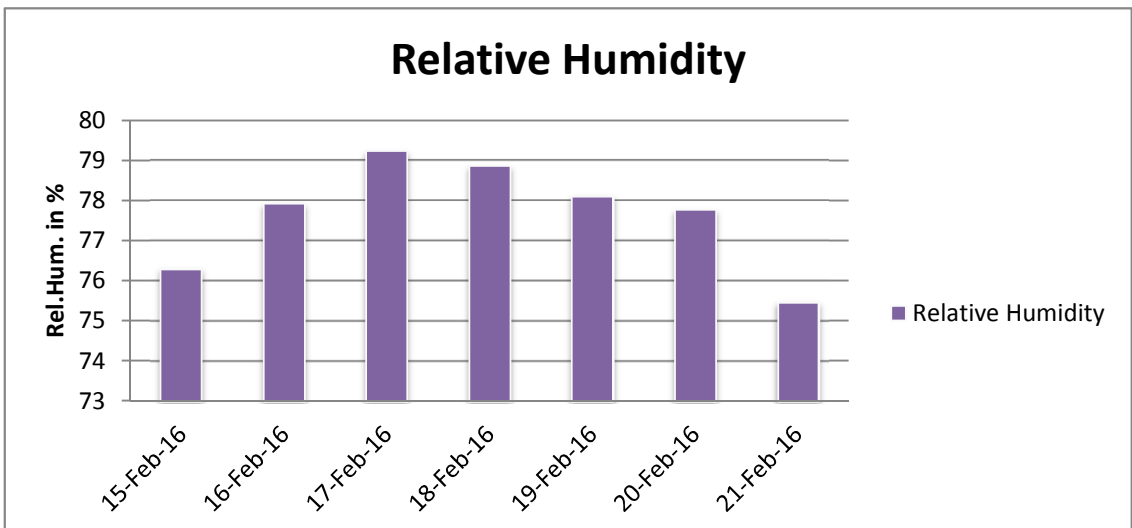
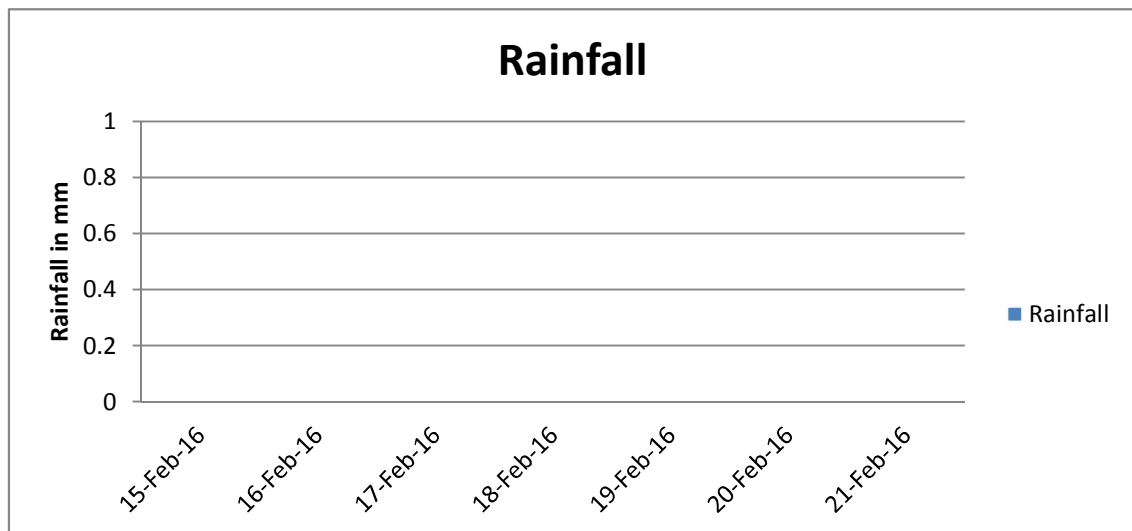
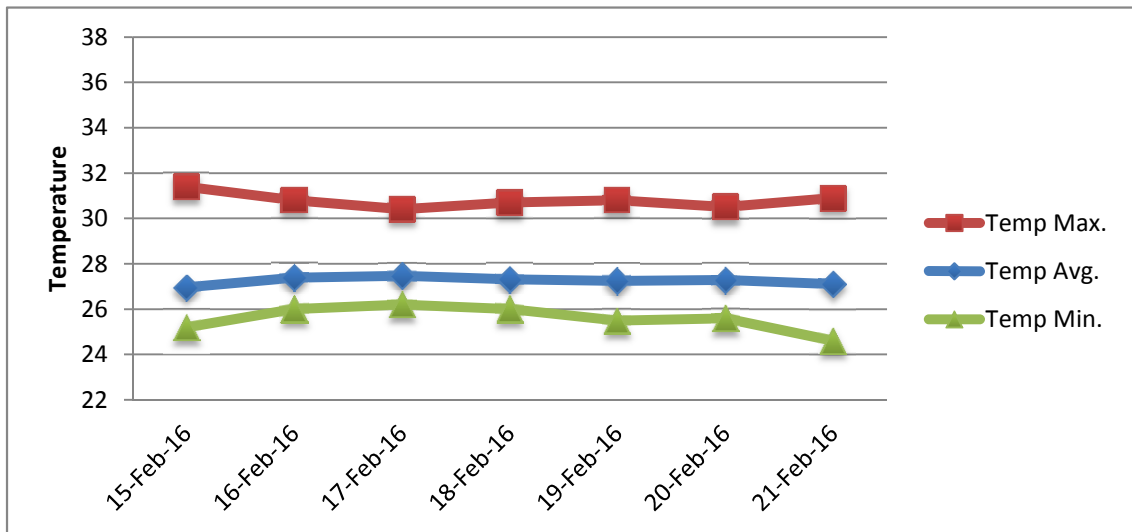
| RAIN | | | DATE | TIME |
|-----------------------------------|--------|---------------------------|-----------|-------|
| Rainfall total | 0.0 | mm | - | - |
| Rainfall 24 hour's maximum | 0.0 | mm | - | - |
| Rainfall amount of days >= 1.0 mm | - | | - | - |
| Rainfall cumulative | 12.3 | mm | - | - |
| TEMPERATURE | | | | |
| Temperature weekly average | 27.3 | °C | - | - |
| Temperature weekly max. average | 30.8 | °C | - | - |
| Temperature absolute max. | 31.4 | °C | 15-Feb-16 | 12:45 |
| Temperature weekly min. average | 25.6 | °C | - | - |
| Temperature absolute min. | 24.6 | °C | 21-Feb-16 | 5:58 |
| Relative humidity weekly average | 77.7 | % | - | - |
| WIND | | | | |
| Wind speed weekly average | 13.4 | kts | - | - |
| Wind speed average max. | 25.4 | kts | - | - |
| Wind speed absolute max. | 35 | kts | 16-Feb-16 | 12:57 |
| Wind vector weekly average | 114 | ° | - | - |
| Wind energy potential total * | 35,551 | KWhr / m ² | - | - |
| Wind energy weekly average * | 5079 | Whr / m ² /day | - | - |
| Wind energy potential maximum * | 9060 | Whr / m ² /day | 16-Feb-16 | - |
| Wind energy potential minimum * | 2620 | Whr / m ² /day | 21-Feb-16 | - |
| EVAPORATION | | | | |
| Evaporation daily average | 7.66 | mm | - | - |
| Evaporation weekly total | 53.62 | mm | - | - |
| Evaporation maximum | 10.22 | mm | 17-Feb-16 | - |
| SUNSHINE | | | | |
| Sunshine duration weekly average | 9 hrs | 19 min | - | - |
| Sunshine absolute max. | 11 hrs | 0 min | 21-Feb-16 | - |
| Sunshine absolute min. | 8 hrs | 42 min | 15-Feb-16 | - |
| Solar radiation weekly average | - | Whr / m ² /day | - | - |
| Solar radiation absolute max. | - | Whr / m ² /day | - | - |
| Solar radiation absolute min. | - | Whr / m ² /day | - | - |
| REMARKS | | | | |
| | | | | |

* Wind energy at a height of 10 m for windspeeds of 4 m/s or more.

_ Blank field - No data available



METEOROLOGICAL DEPARTMENT CURAÇAO CLIMATOLOGICAL SUMMARY



METEOROLOGICAL DEPARTMENT CURAÇAO CLIMATOLOGICAL SUMMARY

