

METEOROLOGICAL DEPARTMENT CURAÇAO CLIMATOLOGICAL SUMMARY

Week 6

Week Starting:	8-Feb	2016
Week Ending:	14-Feb	2016

Station: HATO, Airport

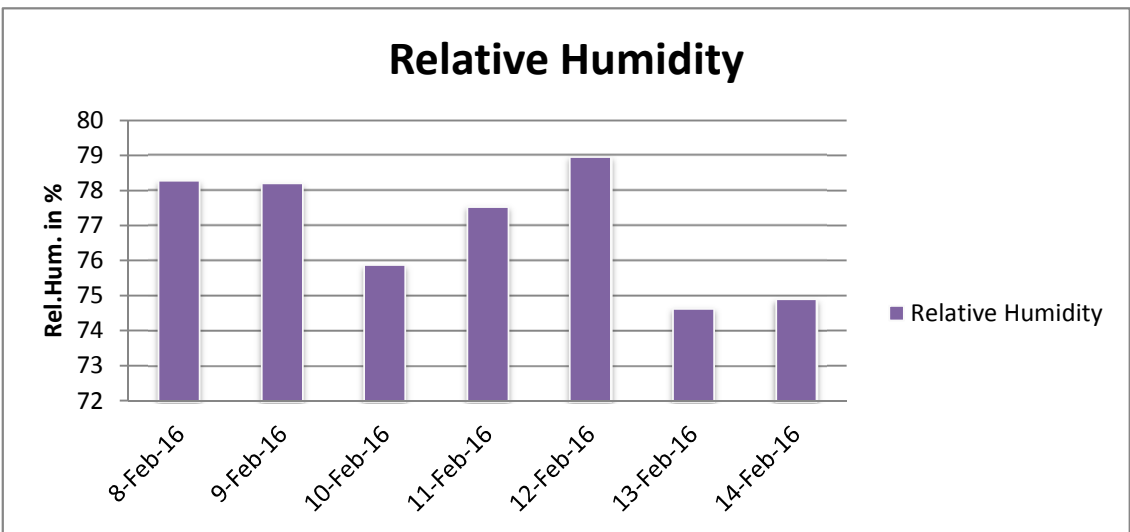
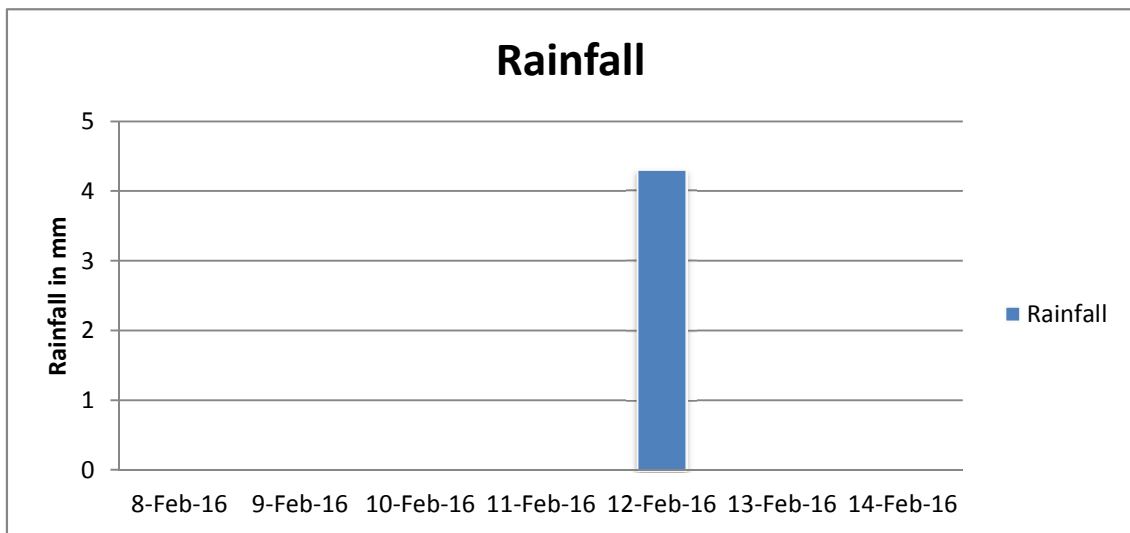
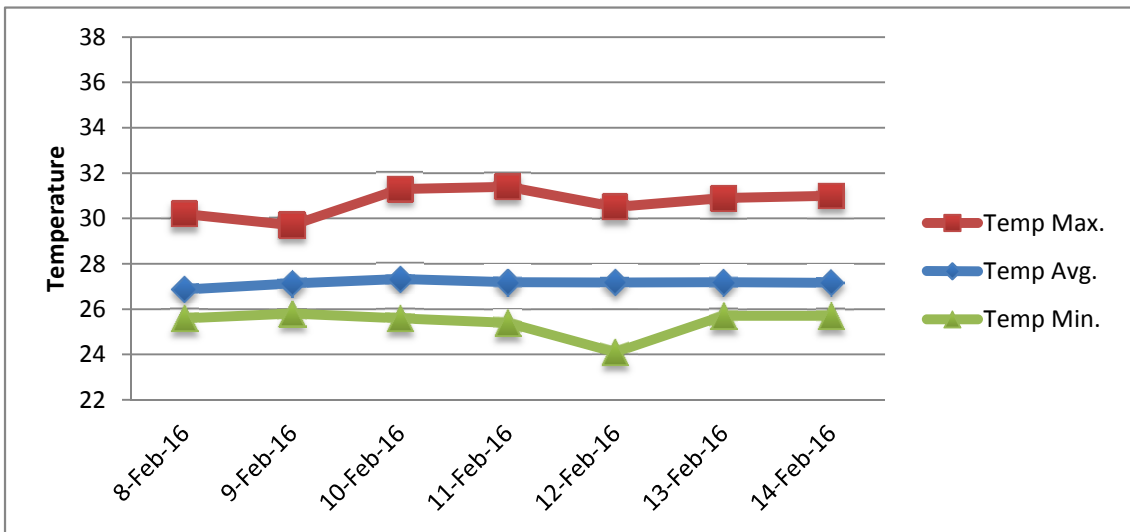
RAIN			DATE	TIME
Rainfall total	4.3	mm	-	-
Rainfall 24 hour's maximum	4.3	mm	12-Feb-16	-
Rainfall amount of days >= 1.0 mm	1		-	-
Rainfall cumulative	12.3	mm	-	-
TEMPERATURE				
Temperature weekly average	27.1	°C	-	-
Temperature weekly max. average	30.7	°C	-	-
Temperature absolute max.	31.4	°C	11-Feb-16	12:41
Temperature weekly min. average	25.4	°C	-	-
Temperature absolute min.	24.1	°C	12-Feb-16	6:27
Relative humidity weekly average	76.9	%	-	-
WIND				
Wind speed weekly average	15.1	kts	-	-
Wind speed average max.	28.3	kts	-	-
Wind speed absolute max.	34	kts	10-Feb-16	10:50
Wind vector weekly average	115	°	-	-
Wind energy potential total *	48,196	KWhr / m ²	-	-
Wind energy weekly average *	6885	Whr / m ² / day	-	-
Wind energy potential maximum *	9342	Whr / m ² / day	10-Feb-16	-
Wind energy potential minimum *	4895	Whr / m ² / day	11-Feb-16	-
EVAPORATION				
Evaporation daily average	9.15	mm	-	-
Evaporation weekly total	64.06	mm	-	-
Evaporation maximum	10.65	mm	8-Feb-16	-
SUNSHINE				
Sunshine duration weekly average	9 hrs	27 min	-	-
Sunshine absolute max.	10 hrs	30 min	10-Feb-16	-
Sunshine absolute min.	9 hrs	12 min	8-Feb-16	-
Solar radiation weekly average	-	Whr / m ² / day	-	-
Solar radiation absolute max.	-	Whr / m ² / day	-	-
Solar radiation absolute min.	-	Whr / m ² / day	-	-
REMARKS				

* Wind energy at a height of 10 m for windspeeds of 4 m/s or more.

_ Blank field - No data available



METEOROLOGICAL DEPARTMENT CURAÇAO CLIMATOLOGICAL SUMMARY



METEOROLOGICAL DEPARTMENT CURAÇAO CLIMATOLOGICAL SUMMARY

